

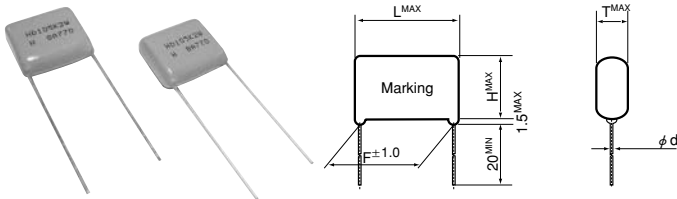
MDD-HD(4HS) Series

(Resin Dip Type Metallized Polyester Film Capacitors for PFC use only)

Features

- The size reduced by 25% of conventional
- Improve of pulse current resistance with the technology for Automobile
- The buzz noise reduced by 10dB of conventional
- Flame retardant epoxy resin (UL94V-0) coating type

Outline of drawings and dimensions

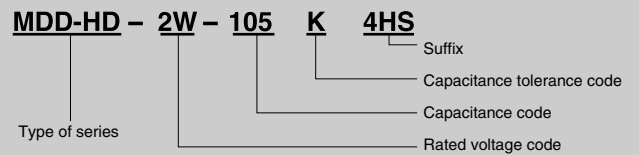


Product Specifications

Items	Specifications
Temperature range	-40°C ~ + 85°C (+105°C with derating over 85°C)
Rated voltage	450 V.DC
Capacitance tolerance	±10% (K)
Dielectric dissipation factor	0.8% or less (20°C, 1KHz)
Withstanding voltage	Rated voltage(V.DC) × 1.4
Insulation resistance	Between terminals 2,500 / C _R MΩ or more
Related standard	Subject to JIS C 5101-1 and JIS C 5101-2

C_R : Capacitance (μF)

Designation : (Example) MDD-HD(4HS) Series 450V.DC 1.0μF±10%



Standard value and case size

(Unit : mm)

No.	Production name	Cap. (μF)	Tol. (%)	R.V (VDC)	Size					I _{0-p} A _{0-p}
					T	H	L	F	d	
1	MDD-HD-2W-474K4HS	0.47	±10	450	8.0	15.0	12.5	10.0	0.6	15.0
2	MDD-HD-2W-684K4HS	0.68	±10	450	6.5	15.0	17.8	15.0	0.8	12.0
3	MDD-HD-2W-105K4HS	1.0	±10	450	8.0	16.5	17.8	15.0	0.8	18.0
4	MDD-HD-2W-155K4HS	1.5	±10	450	8.0	16.5	25.5	22.5	0.8	16.0
5	MDD-HD-2W-225K4HS	2.2	±10	450	9.5	19.0	25.5	22.5	0.8	24.0

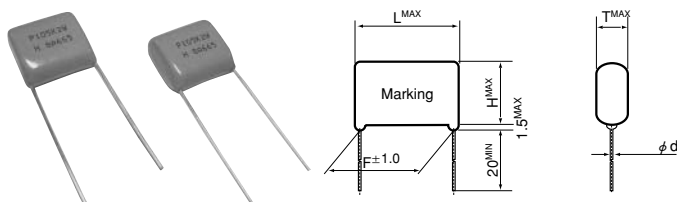
MDD-P(4) Series

(Resin Dip Type Metallized Polypropylene Film Capacitors for PFC use only)

Features

- Self-healing and high frequency characteristic due to polypropylene film and non-inductive construction
- Flame retardant epoxy resin (UL94V-0) coating type

Outline of drawings and dimensions

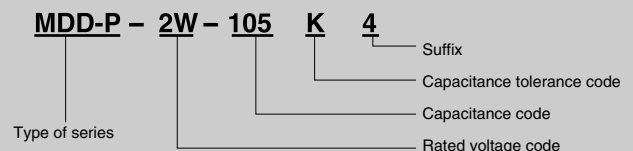


Product Specifications

Items	Specifications
Temperature range	-40°C ~ + 85°C
Rated voltage	450 V.DC
Capacitance tolerance	±10% (K)
Dielectric dissipation factor	0.1% or less (20°C, 1KHz)
Withstanding voltage	Rated voltage(V.DC) × 1.4
Insulation resistance	Between terminals 7,500 / C _R MΩ or more
Related standard	Subject to JIS C 5101-1 and JIS C 5101-16

C_R : Capacitance (μF)

Designation : (Example) MDD-P(4) Series 450V.DC 1.0μF±10%



Standard value and case size

(Unit : mm)

No.	Production name	Cap. (μF)	Tol. (%)	R.V (VDC)	Size					I _{0-p} A _{0-p}
					T	H	L	F	d	
1	MDD-P-2W-474K4	0.47	±10	450	8.3	15.4	12.5	10.0	0.6	19.0
2	MDD-P-2W-684K4	0.68	±10	450	7.5	14.2	17.8	15.0	0.8	15.0
3	MDD-P-2W-105K4	1.0	±10	450	9.2	15.8	17.8	15.0	0.8	22.0
4	MDD-P-2W-155K4	1.5	±10	450	8.3	16.5	25.5	22.5	0.8	21.0
5	MDD-P-2W-225K4	2.2	±10	450	9.8	18.0	25.5	22.5	0.8	31.0