

# SCREW TERMINAL TYPE ALUMINUM ELECTROLYTIC CAPACITORS

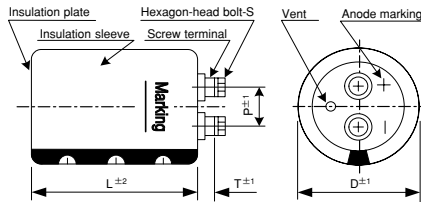
## GX3 Series

Useful of 8,000 hours at 105°C (Warranty of 5,000 hours at 105°C)

- Conform RoHS

### Features

- GX3 series is the product developed for the purpose of the miniaturization as a capacitor for primary side filters of an inverter, DC servo, and a chopper control circuit.



(unit : mm)

φ D	P	S	T	Cap material
51	22.0	M5×10	5.5	Phenol
64	28.6	M5×10	5.5	Phenol
77	32.0	M5×10	5.0	Phenol
90	32.0	M5×10	5.0	Phenol

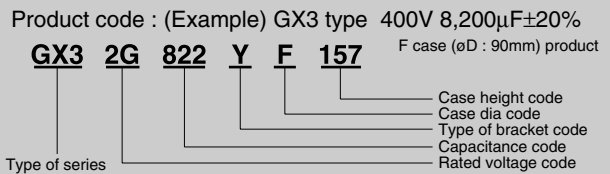
### Product Specifications

Items	Specifications
Temperature range	-40°C ~ +105°C
Rated voltage	400,450V.DC
Capacitance tolerance	±20% (20°C,120Hz)
Leakage current	0.01CV (µA) or 5 mA, whichever is smaller or less(20°C, after 5 minutes) [C = nominal capacitance (µF), V = rated voltage (V)]
Dissipation factor	Less than the value specified in the standard products table. (20°C,120Hz)
Permissible ripple current	As specified in the standard products table. (105°C,120Hz)
Endurance	After the rated voltage with specified ripple current is applied at 85°C for 5000 hours: Capacitance change : Within ±15% of initial value Dissipation factor : Not more than 175% of initial value specified Leakage current : Not more than initial value specified
Others	JIS C 5101-4.

### Ripple current correction coefficient

Temperature (°C)	40	60	85	105	
Correction coefficient	2.44	2.16	2.00	1.00	
Frequency (Hz)	50/60	120	300	1K	≥10K
Correction coefficient	0.7	1.0	1.1	1.3	1.4

Terminal permissible current : 60Arms for M5



### Bracket

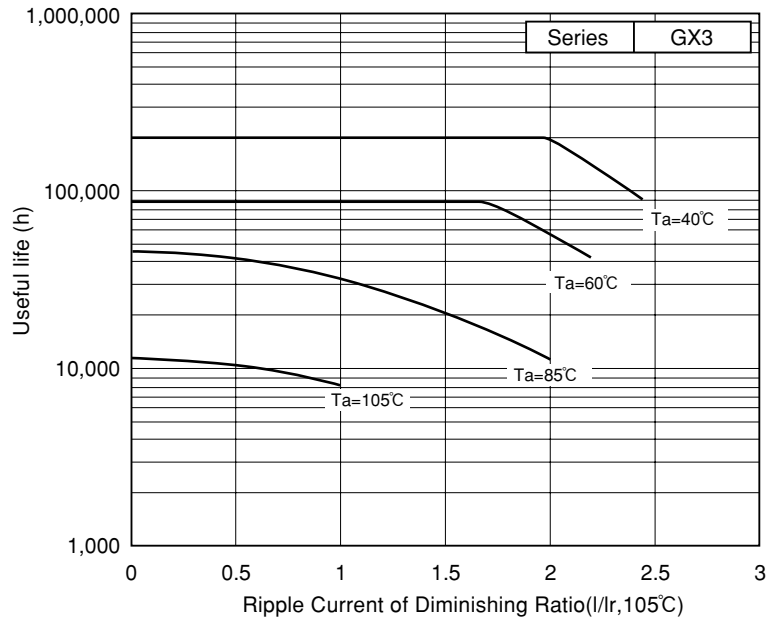
- See page 21, 22 for shapes and dimensions.
- Product names in the Standard Products Table correspond to the bracket for Type Y, but Type I bracket may be used (Type of bracket Code = I).
- If bracket are not necessary, enter "N" for the type of bracket code.
- Bracket will be delivered separately.

### Standard Products Table

Rated Voltage (V. DC)	Capacitance (µF)	Case size φDXL(mm)	tanδ 20°C,120Hz	Ripple current 105°C,120Hz (Arms)	ESR(typ.) 20°C,100Hz (mΩ)	Z max 20°C,10kHz (mΩ)	ESL(typ.) (nH)	Product name
400	1800	51×96	0.20	6.5	44	44	21	GX32G182YC096
	2200	51×115	0.20	7.7	42	44	21	GX32G222YC115
	2700	51×130	0.20	9.0	38	40	21	GX32G272YC130
	3300	51×155	0.20	10.7	30	35	21	GX32G332YC155
	3900	64×115	0.20	11.3	27	32	22	GX32G392YD115
	4700	64×130	0.20	13.0	22	23	22	GX32G472YD130
		77×96	0.20	12.3	22	23	24	GX32G472YE096
	5600	77×115	0.20	14.4	20	21	24	GX32G562YE115
	6800	77×130	0.20	16.6	18	18	24	GX32G682YE130
	8200	77×171	0.20	20.3	15	17	24	GX32G822YE171
	10000	90×157	0.20	23.0	12	15	24	GX32G103YF157
12000	90×171	0.20	26.1	10	11	24	GX32G123YF171	
450	1500	51×96	0.20	4.9	53	55	21	GX32W152YC096
	1800	51×115	0.20	5.8	44	45	21	GX32W182YC115
	2200	51×130	0.20	6.7	42	44	21	GX32W222YC130
	2700	64×96	0.20	7.3	40	42	22	GX32W272YD096
	3300	64×130	0.20	9.1	35	35	22	GX32W332YD130
	3900	77×96	0.20	9.3	27	32	24	GX32W392YE096
	4700	64×155	0.20	11.6	24	27	22	GX32W472YD155
	5600	77×130	0.20	12.5	22	23	24	GX32W562YE130
		77×155	0.20	14.7	20	20	24	GX32W682YE155
	6800	90×130	0.20	14.6	20	20	24	GX32W682YF130
		90×157	0.20	17.3	18	18	24	GX32W822YF157
10000	90×171	0.20	19.7	15	15	24	GX32W103YF171	

## Life time graph

Useful life depending on ambient temperature  $T_a$  and ripple current operating conditions  $I_r$  versus rated ripple current at  $105^\circ\text{C}$ ,  $120\text{Hz}$



ALUMINUM ELECTROLYTIC CAPACITORS